

Intraco Refueling Station Limited

Un-Audited Financial Statements (Half Year)

For the Period of 01 July 2019 to 31 December 2019


INTRACO REFUELING STATION LTD
Statement of Profit or Loss and Other Comprehensive Income (Un-Audited)
For the period ended 01.07.2019 to 31.12.2019

Sl.	Particulars	Notes	Amount in Taka			
			01.07.2019 to 31.12.2019	01.07.2018 to 31.12.2018	01.10.2019 to 31.12.2019	01.10.2018 to 31.12.2018
A	Sales Revenue	15.00	172,513,274	158,265,236	87,257,899	90,935,201
B	Less: Cost of Sales	16.00	147,217,133	127,695,828	72,635,002	71,184,831
C	Gross Profit (A-B)		25,296,141	30,569,408	14,622,897	19,750,370
D	Administrative & Selling Expenses	17.00	8,736,666	10,048,425	4,803,651	5,345,175
E	Financial Expenses	18.00	3,549,645	3,586,324	1,774,822	1,792,650
F	Profit from Operation (C-D-E)		13,009,830	16,934,659	8,044,423	12,612,545
G	Other Income	19.00	8,174,477	5,202,838	8,174,477	5,202,838
H	Net Profit before tax F+G)		21,184,307	22,137,497	16,218,901	17,815,383
I	Workers Profit Participation Fund (WPPF)		1,008,777	1,054,167	772,329	848,352
J	Net Profit After WPPF (H-I)		20,175,531	21,083,330	15,446,572	16,967,032
K	Income Tax Expenses		5,043,883	5,506,883	3,861,643	4,477,809
	Current Tax	21.00	3,168,444	3,625,906	2,868,063	3,389,855
	Deferred Tax Expense		1,875,439	1,880,977	993,580	1,087,953
L	Net Profit After Tax (J-K)		15,131,648	15,576,447	11,584,929	12,489,223
M	Other Comprehensive Income		-	-	-	-
N	Total Comprehensive Income (L+M)		15,131,648	15,576,447	11,584,929	12,489,223
O	Earnings Per Share (EPS)	20.00	0.17	0.18	0.13	0.14

The accounting policies and explanatory notes form an integral part of the Financial Statements.


Director


Director


Managing Director


Company Secretary


Chief Financial Officer

This is the statement of Profit or Loss & other comprehensive income referred to in our report of even date annexed.

Place: Dhaka

Dated: 30 January 2020

INTRACO REFUELING STATION LTD

Statement of Financial Position (Un-Audited)

As at December 31, 2019

Particulars	Notes	Amount in Taka	
		31-Dec-2019	30-Jun-2019
ASSETS			
NON-CURRENT ASSETS			
Property, Plant & Equipment	4.00	437,030,072	431,780,376
Stock of Machineries	5.00	89,620,000	89,620,000
Capital Work-In-Progress	6.00	68,508,393	41,949,510
Total Non-Current Assets		595,158,465	563,349,886
Investment in Share	7.00	104,889,244	104,889,244
CURRENT ASSETS			
Inventories	8.00	15,316,227	15,614,027
Trade & Other Receivables	9.00	750,034	624,950
Dividend Receivable	10.00	-	26,626,645
Advances, Deposits & Pre-payments	11.00	100,940,174	89,891,625
Cash & Cash Equivalents	12.00	261,203,441	253,574,132
Total Current Assets		378,209,877	386,331,379
Total Assets		<u>1,078,257,585</u>	<u>1,054,570,509</u>
EQUITY AND LIABILITIES			
Shareholders equity			
Share Capital	13.00	866,250,000	787,500,000
Retained Earnings	14.00	38,269,964	101,888,316
Total Equity		904,519,964	889,388,316
NON-CURRENT LIABILITIES			
Deferred Tax Liability		28,409,600	26,534,161
Long term Borrowings -Net of Current Portion		32,521,620	32,521,620
		60,931,220	59,055,781
CURRENT LIABILITIES			
Current portion of Long term Loan		21,504,492	21,504,492
Trade and other payables		19,542,527	20,588,119
Dividend Payable		461,040	474,882
Liabilities for expenses		9,275,409	5,713,206
Workers Profit Participation fund		7,136,347	6,127,570
Provision for Tax		54,886,586	51,718,142
Total Current Liabilities		112,806,401	106,126,411
Total Liabilities		<u>173,737,621</u>	<u>165,182,192</u>
Total Equity and Liabilities		<u>1,078,257,586</u>	<u>1,054,570,509</u>
Net Asset Value (NAV)	22.00	10.44	11.29


The accounting policies and explanatory notes form an integral part of the Financial Statements.


Director


Director


Managing Director


Company Secretary


Chief Financial Officer

This is the statement of financial position referred to in our report of even date annexed.

Place: Dhaka

Dated: 30 January 2020

INTRACO REFUELING STATION LTD

Statement of Changes in Equity (Un-audited)

For the period ended December 31, 2019

Particulars	Ordinary Share Capital	Retained Earnings	Total
Balance as on : July 01, 2019	787,500,000	101,888,316	889,388,316
10% Stock Dividend	78,750,000	(78,750,000)	-
Net Profit for the period	-	15,131,648	15,131,648
Balance as on: December 31, 2019	866,250,000	38,269,964	904,519,964

INTRACO REFUELING STATION LTD

Statement of Changes in Equity (Un-Audited)


For the period ended December 31, 2018

Particulars	Ordinary Share Capital	Retained Earnings	Total
Balance as on : July 01, 2018	750,000,000	101,609,904	851,609,904
5% Cash Dividend	-	(37,500,000)	(37,500,000)
5% Stock Dividend	37,500,000	(37,500,000)	-
Net Profit for the period	-	15,576,447	15,576,447
Balance as on: December 31, 2018	787,500,000	42,186,351	829,686,351

The accounting policies and explanatory notes form an integral part of the Financial Statements.


Director


Director


Managing Director


Company Secretary


Chief Financial Officer

This is the Statement of Changes in Equity referred to in our report of even date annexed.

Place: Dhaka

Dated: 30 January 2020


INTRACO REFUELING STATION LTD


Statement of Cash Flows (Un-Audited)
For the period ended 01.07.2019 to 31.12.2019

Particulars	Notes	Amount in Taka	
		01.07.2019 to 31.12.2019	01.07.2018 to 31.12.2018
A. CASH FLOWS FROM OPERATING ACTIVITIES:			
Cash received from customers		175,215,346	160,441,419
Receipts from other income		8,174,477	5,202,838
Cash Payments to suppliers		(134,992,225)	(119,277,622)
Cash Payments to employees		(9,004,436)	(9,312,365)
Cash Payments to others		(7,295,955)	(7,452,305)
Cash generated from operation		32,097,208	29,601,966
Cash payments for financial expenses		-	(3,586,324)
Paid for Income Tax		(10,619,115)	(550,645)
Net cash generated by operating activities		21,478,093	25,464,996
B. CASH FLOWS FROM INVESTING ACTIVITIES:			
Acquisition of Property, Plant & Equipment		(7,700,617)	(13,949,764)
Receive from subsidiary company against spare parts		9,694,715	11,523,991
Paid for spare parts purchase		(15,896,802)	(18,471,775)
Paid for L/C Margin (Capital Machineries)		-	(48,178,342)
Paid for Capital work-in-Progress		(26,558,883)	(7,216,054)
Net cash used in investing activities		(40,461,587)	(76,291,944)
C. CASH FLOWS FROM FINANCING ACTIVITIES:			
Paid long term loan		-	(551,676)
Paid cash dividend		(13,842)	-
Received of Cash Dividend from Subsidiary		26,626,645	24,472,000
Net cash provided by financing activities		26,612,803	23,920,324
D. Net Increase/(Decrease) in cash & cash equivalents (A+B+C)		7,629,309	(26,906,623)
E. Cash & cash equivalents at the beginning of the period		253,574,132	292,232,065
F. Cash & cash equivalents at the end of the period (D+E)		261,203,441	265,325,442
G Net Operating Cash Flow Per Share	21	0.25	0.29


The accounting policies and explanatory notes form an integral part of the Financial Statements.


Director


Director


Managing Director


Company Secretary


Chief Financial Officer

This is the Statement of cash flows referred to in our even dated report to the shareholders.

Place: Dhaka

Dated: 30 January 2020